

tcpO₂



PRÉCISE 8008 GEN. 2

The practical complete system

Quick measurement of transcutaneous oxygen partial pressure – tcpO₂

What is tcpO₂?

The measurement of transcutaneous oxygen partial pressure (tcpO₂ or TCOM) is a local, non-invasive procedure to determine the oxygen partial pressure on the surface of the skin as well as the systemic arterial oxygen partial pressure. It is possible to make a prompt statement about the absorption capacity of the dissolved oxygen in the tissue.



Innovative.

The unbeatable advantage of the applied sensor technology based on fluorescence is the fact that it does not wear and does not require calibration before each use, together with the user-friendliness of the optical oxygen sensor.

Easy to use.

With the easy-to-use touch screen display, you can effortlessly access all menu items, from the status display, sensor parameters and the integrated database, to the graphic representation. The operation is intuitive and self-explanatory.



For everyday use.

The PRÉCISE 8008 stands for quick and precise measurement of up to eight tcpO₂ probes. Due to the 2.5 m sensor cable, the new 360° One-Click-System provides the sensor with a generous working radius. The 15.1" touch display presents all the relevant data and with the sealed display, it could be simple clean according to hygiene regulations.




Time-saving.

Quick & easy - thanks to the optical measuring process achieves a time saving of up to 50%, by omission of:

- cleaning of the electrodes
- the change of electrolyte and membrane

Full operating status occurs directly after start-up.

Six steps.

- 1**  Switch on the device .
- 2**  Create patient data.
(to track measurement results)
- 3**  Sterilise the section of skin, degrease it and remove any hair.
- 4**  Place the fixing ring and contact fluid on the measurement site – attach the sensor head with a click.
- 5**  Start the measurement.
(the skin is warmed to 44°)
- 6**  The tcpO₂ value is output in only 8 minutes, steady state recognition informs the user.

Sophisticated hardware.

- Innovative methods of measurement based on fluorescence
- 15.1" LCD display for a brilliant display
- Touch screen display for clear functionality and user-friendliness
- Battery operation 3 hours
- 2.5m sensor cable to easily reach the skin patch
- Measurement radius of the oxygen sensor: 0 – 2000 mmHg
- Integrated patient and measurement database
- Evaluation and control on an external computer
- Export function via a USB interface
- Connection capabilities for up to eight optical tcpO₂ probes simultaneously
- clear placement through color-coded sensor cables
- practical carrying handle



Areas of application.

- Wound healing process
- Basic angiological diagnostics
- Confirmation of diagnosis and blood gas monitoring
- Diagnosis of Raynaud's syndrome
- Diagnosis in scleroderma
- Diabetes diagnosis & PAOD (peripheral arterial disease)
- Revascularisation assessment
- Venous insufficiency and ischemia
- Oxygen therapy
- Diabetes and arterial occlusive disease
- HBOT therapy
- Oxygen mapping – suitability test for hyperbaric oxygen therapy
- Amputation level determination

Technical data.

Everything at a glance

Dimensions	400 mm x 250 mm x 170 mm
Weight	3.920 g
Display	15,1" (38,5 cm)
Voltage	100 to 240 VAC +/- 10%
	50 to 60 Hz
max. power consumption	35 VA
Protection class	II
Type	BF
MDD 93/42 EEC classification	IIa
Unit complies with	MDD93/42/EEC
Ambient temperature	15 to 35° C
Relative humidity	non-condensing 10 to 95 %
Storage temperature	-10 to 50° C
Oxygen partial pressure	0 to 2.000 mmHg +/- 10% mmHg
Sensor temperature adjustable	40 to 44° C



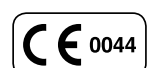
medicap homecare GmbH

Hoherodskopfstraße 22 · 35327 Ulrichstein

Phone: +49 6645 970-0 · Fax: +49 6645 970-200

E-Mail: homecare@medicap.de · www.medicap.de

Technical changes and errors reserved.



REV A 02/2019