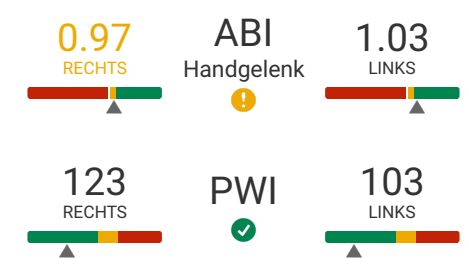


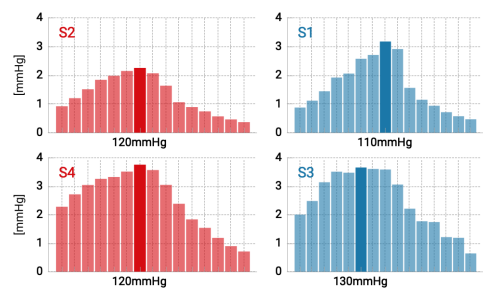
	Spur 2	Spur 1	Spur 4	Spur 3
Druckindex (Ref. Spur 2)	--	--	0.97	1.03
Maximale Amplitude [mmHg]	2.27	3.19	3.77	3.67
Gipfelzeit [ms]	123	141	145	119
Zeitverschiebung [ms]	--	1	--	-1
Anstieg zu Abfall [%]	18.5	21.8	21.9	18.5
Blutdruck [mmHg] (bearbeitet)	126/94	100/89	--/--	--/--

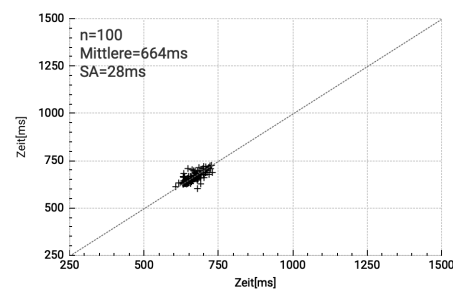
	PPG1-R	PPG1-L
Druckstufe [mmHg]	130	40
Sensortemperatur [°C]	28	27.2
TOPP-TBI [1]	1.03	0.32



### Pulsamplituden



### Herzratenvariabilität



### Kommentar